



## Gölgeleri Eşleştir

- Balıkları incele.
- Bütün balıkları, karşılarındaki balık gölgeleri ile eşleştir.



## Sevimli Örümcekler

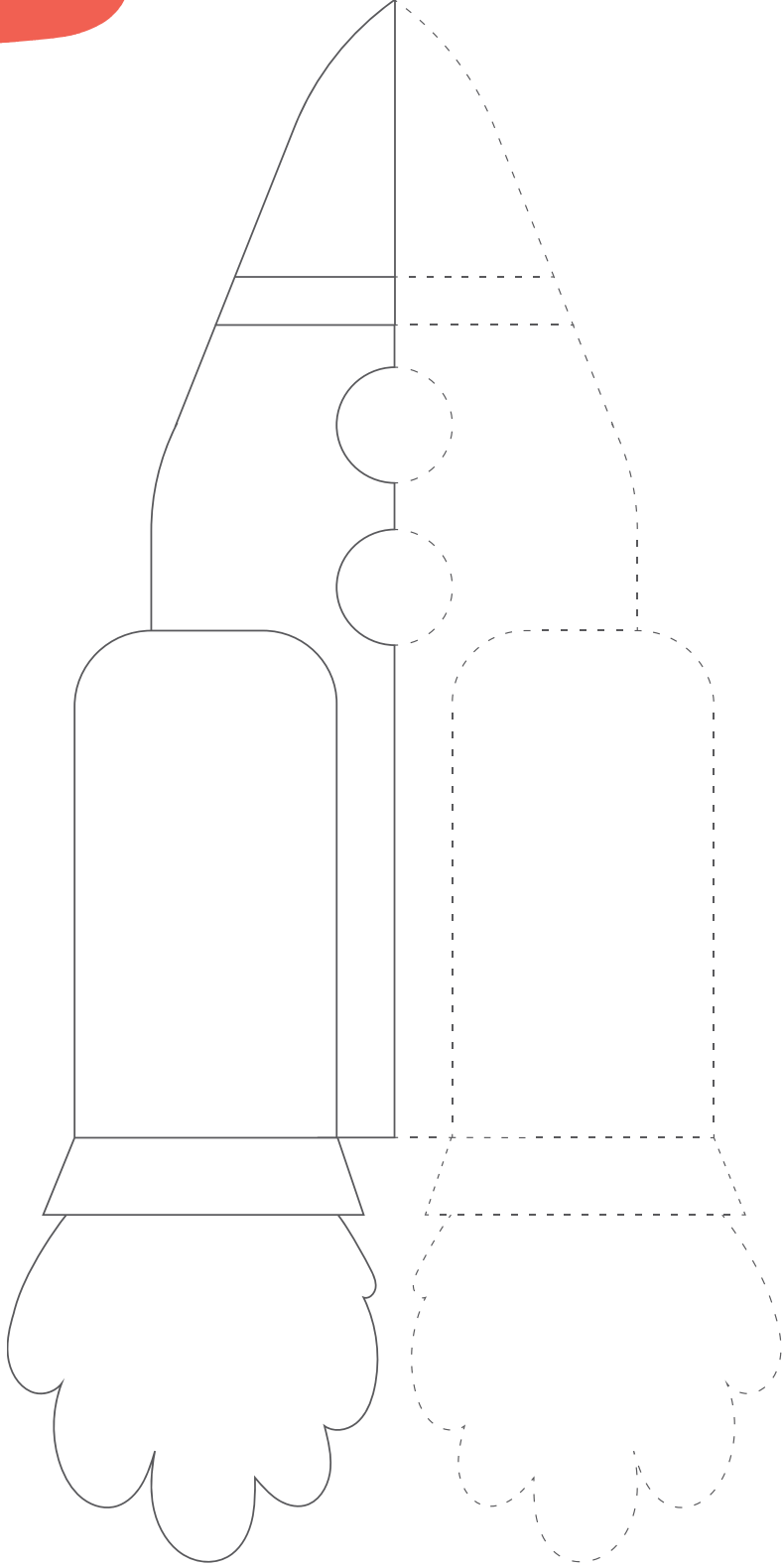
- Kesik çizgileri yukarıdan aşağı doğru çiz.





Resmi  
Tamamla



Aşağıdaki noktalı çizgilerin üzerinden geçerek  
şekli tamamlayıp daha sonra boyayabilir misin?




# 5 FARKI BUL




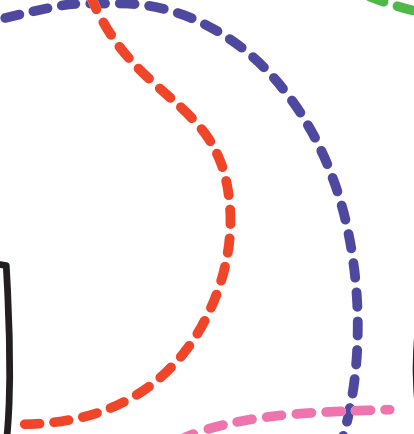








# AÇ KURBAĞA

Aşağıdaki resmi boya. Kurbağanın karnı acıkmış. Alttaki kutuya onun yiyebileceği bir şey çizer misin?



## Aynısını Çiz

- Soldaki çizgi örneklerinin aynısını sağ taraftaki kutucuklara çiz.





## Aynısını Bul

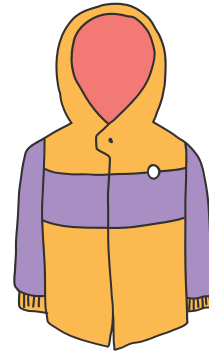


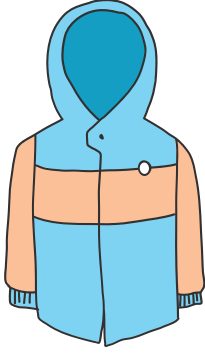
- Soldaki çizgi adamların aynısını bul işaretle.

Red curved arrow pointing right


Eşleştir




Benzer olanı bul ve eşleştir.



## BOYAMA ETKİNLİĞİ

Meyve ve sebzeleri renklerine göre boyayabilir misin?



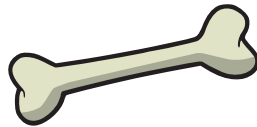




Neşeli

Yollar






Yavru köpek çok acıkmış, onu yemeğe ulaştırmalısın.



Neşeli

Yollar

- Yavru Balık yalnız kalmış.
- Arkadaşlarının yanına gitmek istiyor.
- Onu Arkadaşlarına gideceği yolu boyayarak ulaştırmısın.





## Labirent

- Yavru tavşanın karnı açılmış, Onu havuçlara ulaştır.



# 6 FARKI BUL

## BOYAMA KAĞIDI

