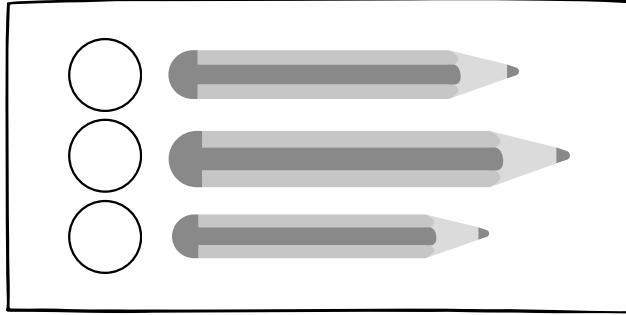
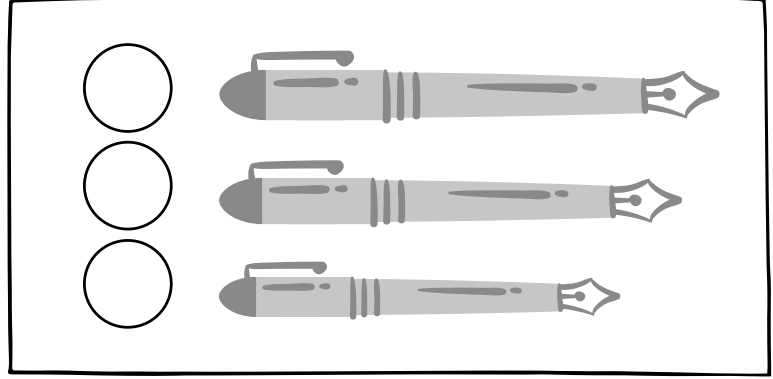
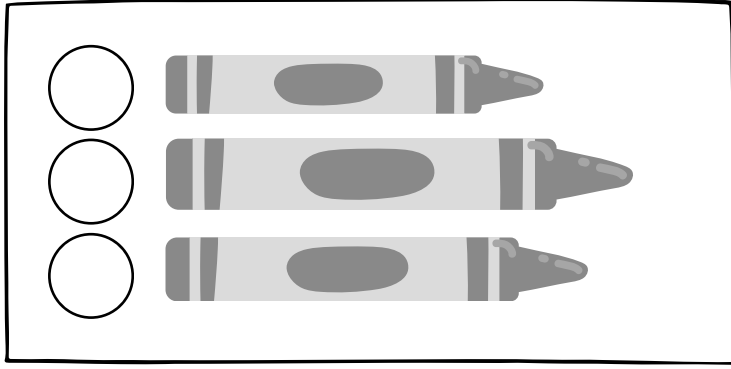


Adı- Soyadı: \_\_\_\_\_



Tarih: \_\_\_\_\_

# KISA, UZUN, DAHA UZUN

Aşağıda verilen nesnelere uzunluktan kısaya doğru sıralayın.



Aşağıda verilen nesnelerin uzunluklarını karşılaştırın. "uzun", "kısa", "daha uzun", "daha kısa" kelimelerini kullanın.



.....

.....

.....

.....

.....

.....

.....

.....



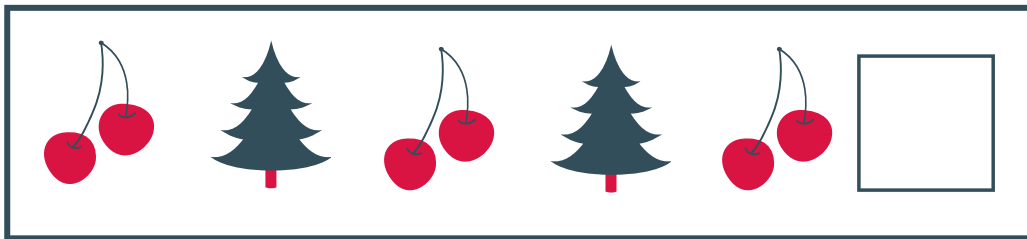





# ÖRÜNTÜLER

Aşağıdaki verilen örüntülerin örüntü kuralını sağ taraftaki kutuya yazın.

Örüntülerin olduğu taraftaki karenin içine de örüntüyü tamamlayan şekli çizin.

## ÖRÜNTÜYÜ TAMAMLAMA

## ÖRÜNTÜ KURALI









ADI-

TARİH:

SOYADI:

# HAYVANLAR

Hayvanların hangi gruba ait olduklarını bulun ve yazın.



Evcil hayvanların isimlerini yazın.

Evcil olmayan hayvanların isimlerini yazın.

---

---

---

---

---

---

Evcil hayvanlar ile evcil olmayan hayvanların farkı nedir? Yazın.

---

---

---

---


ADI-

TARİH:

SOYADI:

# BITKİLER

Bitkilerin hangi gruba ait olduklarını bulun ve yazın.



Bahçe bitkilerinin isimlerini yazın.

Ağaçların isimlerini yazın.

---

---

---

---

---

---

Bahçe bitkileri ile ağaçların farkı nedir? Yazın.

---

---

---

---

ADI-

TARİH:

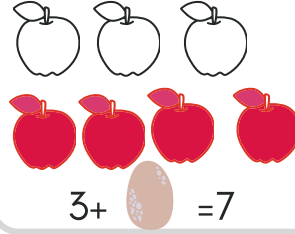
SOYADI:

# ARTTIRIYORUM

Sağ tarafta verilen elmaları sol taraftaki sayı kadar arttırın. yaptığınız işlemi yazın. Örneği inceleyin ve ona göre yazın.


örnek:

7



3 elmanın üstüne 4 elma eklersek 7 elma olur.  
işlem: 3'ün üstüne kaç eklersek 7 olur?

9



10



16



ADI-

TARİH:

SOYADI:

# BAHÇE BİTKİLERİNİ BİLİYORUM

Aşağıdaki bahçe bitkilerinin isimlerini yazın. Su ve gübrenin ne işe yaradığını söyleyin ve yazın.



.....





.....

.....

.....



.....



.....

.....

.....

ADI-


TARİH:

SOYADI:

Aşağıdaki görsellerin boylarının kaç kare geldiğini sayın ve altlarına yazın.




..... kare



..... kare




..... kare

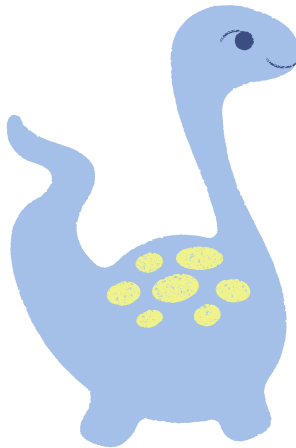


..... kare

# KARELERLE ÖLÇÜYÖRÜM



..... kare



..... kare



..... kare




..... kare

ADI-


TARİH:

SOYADI:


Aşağıdaki görsellerin boylarının kaç kare geldiğini sayın ve altlarına yazın.



..... kare




..... kare




..... kare


# KARELERLE ÖLÇÜYORUM



..... kare



..... kare



..... kare